


Installing the Health⁴ Doctor Search on iPhone and iPad

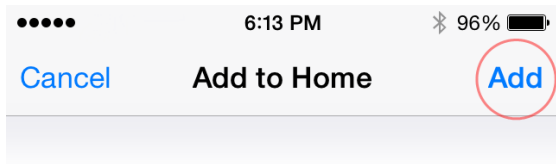
- 1) Use your iPhone's web browser to navigate to m.themgo.com
- 2) Tap the arrow icon at the bottom of the page



- 3) Tap the "Add to Home Screen" button

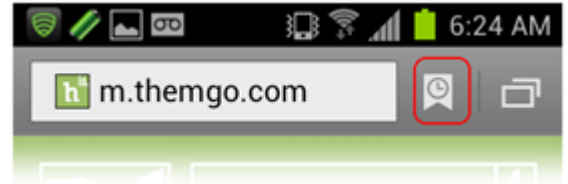


- 4) Tap the "Add" button



Installing the Health⁴ Doctor Search on Android-based smart phones

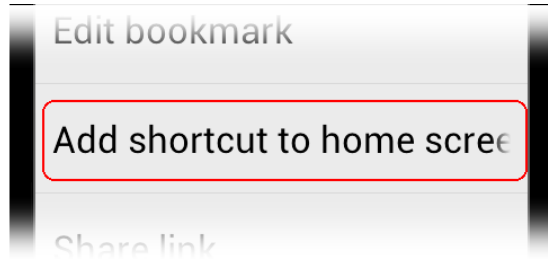
- 1) Use your smart phone's web browser to navigate to m.themgo.com
- 2) Tap the bookmark icon in the top right corner



- 3) Long press the Doctor Search icon until the menu appears



- 4) Tap "Add shortcut to home screen"



Installing the Health⁴ Doctor Search on Windows Phone

- 1) Using your phone's web browser, navigate to m.themgo.com
- 2) Tap the icon with three horizontal dots in the lower right corner of the screen.



- 3) In the list of options presented, find and select "Pin to Start."

